

INTELLIVATE CAPITAL ADVISORS LIMITED

CIN-L67190MH2011PLC214318

Registered Office: 66/1, Hansa Villa, Opp. Indian Gymkhana, Bhaudaji Cross Road, Matunga (CR),
Mumbai, PIN 400 019,
Office No. – (022) 2403 4235 Fax: 2403 1691

Date: 10th April, 2015

To,
The Manager
Department of Corporate Services
Bombay Stock Exchange Limited
Mumbai

Scrip Code: 534732

Sub: Submission of Quarterly Reports- Q-4 March, 2015


Dear Sir,

Please find enclosed following quarterly reports for quarter and year ended on 31th March 2015:

- 1) Regulation-55A of SEBI (Depositories and Participants) Regulations 1996 - Reconciliation of Share Capital Certificate for the quarter and year ended on 31st March, 2015.
- 2) Shareholding pattern under Clause 35 of the Listing Agreement.
- 3) Corporate Governance Report as per Clause 49 of the Listing Agreement.
- 4) Certificate under clause 47(c) of the Listing Agreement.

The above is for information & record.

For Intellivate Capital Advisors Limited



Venkateswara Suram Rao
Director
03138031




Introductory sub-table (I)(a)

| | | | |
|--|--------------------------------------|--|---|
| Name of the Company INTELLIVATE CAPITAL ADVISORS LIMITED | | | |
| Scrip Code, Name of the scrip, class of security: 534732, INTELLADV, Equity | | | |
| Quarter ended: 31st March, 2015 | | | |
| Partly paid-up shares:- | No. of partly paid-up shares | As a % of total no. of partly paid-up shares | As a % of total no. of shares of the company |
| Held by promoter/promoter group | 0 | 0.00 | 0 |
| Held by public | 0 | 0 | 0 |
| Total - D | 0 | 0 | 0 |
| Outstanding convertible securities:- | No. of outstanding securities | As a % of total no. of outstanding convertible securities | As a % of total no. of shares of the company, assuming full conversion of the convertible securities |
| Held by promoter/promoter group | 0 | 0.00 | 0 |
| Held by public | 0 | 0 | 0 |
| Total - E | 0 | 0 | 0 |
| Warrants:- | No. of warrants | As a % of total no. of warrants | As a % of total no. of shares of the company, assuming full conversion of warrants |
| Held by promoter/promoter group | 0 | 0.00 | 0 |
| Held by public | 0 | 0 | 0 |
| Total - F | 0 | 0 | 0 |
| Total paid-up capital of the company, assuming full conversion of warrants and convertible securities | | 31054810 | |



| Category code | Category of Shareholder | Number of Shareholders | Table (I)(a) | | Total shareholding as a percentage of total number of shares | | Shares Pledged or otherwise encumbered | |
|---------------|--|------------------------|------------------------|--|--|----------------------------|--|------------------------|
| | | | Total number of shares | Number of shares held in dematerialized form | As a percentage of (A+B) ¹ | As a percentage of (A+B+C) | Number of shares | As a percentage |
| | | | | | | | | |
| (I) | (II) | (III) | (IV) | (V) | (VI) | (VII) | (VIII) | (IX) = (VIII)/(IV)*100 |
| (A) | Shareholding of Promoter and | | | | | | | |
| 1 | Indian | | | | | | | |
| (a) | Individuals/ Hindu Undivided Family | 0 | 0 | 0 | 0.00 | 0.00 | 0 | 0.00 |
| (b) | Central Government/ State Government(s) | 0 | 0 | 0 | 0.00 | 0.00 | 0 | 0.00 |
| (c) | Bodies Corporate | 3 | 317000 | 317000 | 1.02 | 1.02 | 0 | 0.00 |
| (d) | Financial Institutions/ Banks | 0 | 0 | 0 | 0.00 | 0.00 | 0 | 0.00 |
| (e) | Any Others(Specify) | 0 | 0 | 0 | 0.00 | 0.00 | 0 | 0.00 |
| (e-i) | Directors | 2 | 18667350 | 18667350 | 60.11 | 60.11 | 0 | 0.00 |
| (e-ii) | Director Relatives | 3 | 516500 | 516500 | 1.66 | 1.66 | 0 | 0.00 |
| (e-iii) | Person Acting in Concern | 1 | 1477300 | 1477300 | 4.76 | 4.76 | 0 | 0.00 |
| | Sub Total(A)(1) | 9 | 20978150 | 20978150 | 67.55 | 67.55 | 0 | 0.00 |
| 2 | Foreign | | | | | | | |
| a | Individuals (Non-Residents Individuals/ Foreign Individuals) | 0 | 0 | 0 | 0.00 | 0.00 | 0 | 0.00 |
| b | Bodies Corporate | 0 | 0 | 0 | 0.00 | 0.00 | 0 | 0.00 |
| c | Institutions | 0 | 0 | 0 | 0.00 | 0.00 | 0 | 0.00 |
| d | Qualified Foreign Investor | 0 | 0 | 0 | 0.00 | 0.00 | 0 | 0.00 |
| e | Any Others(Specify) | 0 | 0 | 0 | 0.00 | 0.00 | 0 | 0.00 |
| e-i | | 0 | 0 | 0 | 0.00 | 0.00 | 0 | 0.00 |
| e-ii | | 0 | 0 | 0 | 0.00 | 0.00 | 0 | 0.00 |
| | Sub Total(A)(2) | 0 | 0 | 0 | 0.00 | 0.00 | 0 | 0.00 |
| | Total Shareholding of Promoter and | 9 | 20978150 | 20978150 | 67.55 | 67.55 | 0 | 0.00 |
| (B) | Public shareholding | | | | | | | |
| 1 | Institutions | | | | | | | |



| | | | | | | | | |
|------------|---|------------|-----------------|-----------------|---------------|---------------|----------|-------------|
| (a) | Mutual Funds/ UTI | 0 | 0 | 0 | 0.00 | 0.00 | | |
| (b) | Financial Institutions / Banks | 0 | 0 | 0 | 0.00 | 0.00 | | |
| (c) | Central Government/ State Government(s) | 0 | 0 | 0 | 0.00 | 0.00 | | |
| (d) | Venture Capital Funds | 0 | 0 | 0 | 0.00 | 0.00 | | |
| (e) | Insurance Companies | 0 | 0 | 0 | 0.00 | 0.00 | | |
| (f) | Foreign Institutional Investors | 0 | 0 | 0 | 0.00 | 0.00 | | |
| (g) | Foreign Venture Capital Investors | 0 | 0 | 0 | 0.00 | 0.00 | | |
| (h) | Qualified Foreign Investor | 0 | 0 | 0 | 0.00 | 0.00 | | |
| (i) | Any Other (specify) | 0 | 0 | 0 | 0.00 | 0.00 | | |
| (i-i) | | 0 | 0 | 0 | 0.00 | 0.00 | | |
| (i-ii) | | 0 | 0 | 0 | 0.00 | 0.00 | | |
| | Sub-Total (B)(1) | 0 | 0 | 0 | 0.00 | 0.00 | | |
| | | | | | | | | |
| B 2 | Non-institutions | | | | | | | |
| (a) | Bodies Corporate | 8 | 7581305 | 7580785 | 24.41 | 24.41 | | |
| (b) | Individuals | 0 | 0 | 0 | 0.00 | 0.00 | | |
| I | Individuals -i. Individual shareholders holding nominal share capital up to Rs 1 lakh | 79 | 322164 | 232974 | 1.04 | 1.04 | | |
| II | ii. Individual shareholders holding nominal share capital in excess of Rs. 1 lakh. | 6 | 1271110 | 1271110 | 4.09 | 4.09 | | |
| (c) | Qualified Foreign Investor | 0 | 0 | 0 | 0.00 | 0.00 | | |
| (d) | Any Other (specify) | 0 | 0 | 0 | 0.00 | 0.00 | | |
| (d-i) | NRI (Repat & Non Repat) | 0 | 0 | 0 | 0.00 | 0.00 | | |
| (d-ii) | OCB's | 0 | 0 | 0 | 0.00 | 0.00 | | |
| (d-iii) | Trust | 0 | 0 | 0 | 0.00 | 0.00 | | |
| (d-iv) | Hindu Undivided Family | 13 | 902081 | 902081 | 2.90 | 2.90 | | |
| (d-v) | Employee | 0 | 0 | 0 | 0.00 | 0.00 | | |
| (d-vi) | Clearing Members | 0 | 0 | 0 | 0.00 | 0.00 | | |
| | Sub-Total (B)(2) | 106 | 10076660 | 9986950 | 32.45 | 32.45 | | 0 |
| | | | | | | | | |
| (B) | Total Public Shareholding (B)= (B)(1)+(B)(2) | 106 | 10076660 | 9986950 | 32.45 | 32.45 | | |
| | | | | | | | | |
| | TOTAL (A)+(B) | 115 | 31054810 | 30965100 | 100.00 | 100.00 | | |
| (C) | Shares held by Custodians and against which Depository Receipts have been issued | | | | | | | |
| 1 | Promoter and Promoter Group | 0 | 0 | 0 | | 0.00 | 0 | 0.00 |
| 2 | Public | 0 | 0 | 0 | | 0.00 | 0 | 0.00 |
| | Sub-Total (C) | 0 | 0 | 0 | | 0 | 0 | 0.00 |
| | | | | | | | | |
| | GRAND TOTAL (A)+(B)+(C) | 115 | 31054810 | 30965100 | | 100.00 | 0 | 0.00 |



| Sr.No | Notes |
|-------|-------|
| 1 | |
| 2 | |
| 3 | |
| 4 | |
| 5 | |
| 6 | |
| 7 | |
| 8 | |
| 9 | |



(I)(b) Statement showing holding of securities (including shares, warrants, convertible securities) of persons belonging to the category "Promoter and Promoter Group"


| Sr. | Name of the shareholder | Details of Shares held | | Encumbered shares (*) | | | Details of warrants | | Details of convertible securities | | Total shares (including underlying shares assuming full conversion of warrants and convertible securities) as a % of diluted share capital |
|-----|--|------------------------|-----------------------------------|-----------------------|--------------------|--|-------------------------|---|---------------------------------------|---|--|
| | | Number of shares held | As a % of grand total (A)+(B)+(C) | No. | As a percentage | As a % of grand total (A)+(B)+(C) of sub-clause (I)(a) | Number of warrants held | As a % total number of warrants of the same class | Number of convertible securities held | As a % total number of convertible securities of the same class | |
| No. | | (III) | (IV) | (V) | (VI)=(V)/(III)*100 | (VII) | (VIII) | (IX) | (X) | (XI) | (XII) |
| (I) | (II) | (III) | (IV) | (V) | (VI)=(V)/(III)*100 | (VII) | (VIII) | (IX) | (X) | (XI) | (XII) |
| 1 | VIPUL JAYANTILAL MODI | 10191800 | 32.82 | | 0.00 | 0.00 | | 0 | | 0 | |
| 2 | LEENA VIPUL MODI | 8475550 | 27.29 | | 0.00 | 0.00 | | 0 | | 0 | |
| 3 | VIPUL JAYANTILAL MODI (HUF) | 1477300 | 4.76 | | 0.00 | 0.00 | | 0 | | 0 | |
| 4 | CHANDRAKANTA JAYANTILAL MODI | 304500 | 0.98 | | 0.00 | 0.00 | | 0 | | 0 | |
| 5 | JIMEET DEVELOPERS PRIVATE LIMITED | 106000 | 0.34 | | 0.00 | 0.00 | | 0 | | 0 | |
| 6 | ROCK BUILDERS AND DEVELOPERS PRIVATE LIMITED | 106000 | 0.34 | | 0.00 | 0.00 | | 0 | | 0 | |
| 7 | MILONI VIPUL MODI | 106000 | 0.34 | | 0.00 | 0.00 | | 0 | | 0 | |
| 8 | JIMEET VIPUL MODI | 106000 | 0.34 | | 0.00 | 0.00 | | 0 | | 0 | |
| 9 | JINAL FIN-VEST PRIVATE LIMITED | 105000 | 0.34 | | 0.00 | 0.00 | | 0 | | 0 | |
| | TOTAL | 20978150 | 67.55 | 0 | 0.00 | 0.00 | 0 | 0 | 0 | 0 | 0 |

(*) The term "encumbrance" has the same meaning as assigned to it in regulation 28(3) of the SAST Regulations, 2011




(I)(c)(i) Statement showing holding of securities (including shares, warrants, convertible securities) of persons belonging to the category "Public" and holding more than 1% of the total number of shares

| Sr. No. | Name of the shareholder | Number of shares held | Shares as a percentage of total number of shares {i.e., Grand Total (A)+(B)+(C) indicated in Statement at para (I)(a) above} | Details of warrants | | Details of convertible securities | | Total shares (including underlying shares assuming full conversion of warrants and convertible securities) as a % of diluted share capital |
|--------------|---------------------------------------|-----------------------|--|-------------------------|---|---------------------------------------|--|--|
| | | | | Number of warrants held | As a % total number of warrants of the same class | Number of convertible securities held | % w.r.t total number of convertible securities of the same class | |
| 1 | INDUS EQUICAP CONSULTANCY PRIVATE LTD | 6114725 | 19.69 | 0 | 0 | 0 | 0 | |
| 2 | SUNIL OPTICS PRIVATE LIMITED | 1465380 | 4.72 | 0 | 0 | 0 | 0 | |
| 3 | JAYSHRI PRAKASH SHAH | 401100 | 1.29 | 0 | 0 | 0 | 0 | |
| | | | | | | | | |
| TOTAL | | 7981205 | 25.70 | 0 | 0 | 0 | 0 | 0 |



(D)(c)(ii) Statement showing holding of securities (including shares, warrants, convertible securities) of persons (together with PAC) belonging to the category "Public" and holding more than 5% of the total number of shares of the company

| Sr. No. | Name(s) of the shareholder(s) and the Persons Acting in Concert (PAC) with them | Number of shares | Shares as a percentage of total number of shares {i.e., Grand Total (A)+(B)+(C) indicated in Statement at para (D)(a) above} | Details of warrants | | Details of convertible securities | | Total shares (including underlying shares assuming full conversion of warrants and convertible securities) as a % of diluted share capital |
|--------------|---|------------------|---|---------------------|---|---------------------------------------|--|--|
| | | | | Number of warrants | As a % total number of warrants of the same class | Number of convertible securities held | % w.r.t total number of convertible securities of the same class | |
| 1 | INDUS EQUICAP CONSULTANCY PRIVATE LTD | 6114725 | 19.69 | 0 | 0 | 0 | 0 | |
| TOTAL | | 6114725 | 19.69 | 0 | 0 | 0 | 0 | 0 |




| (I)(d) Statement showing details of locked-in shares | | | | |
|---|--------------------------------|-----------------------------------|---|---|
| Sr. No. | Name of the shareholder | Number of locked-in shares | Locked-in shares as a percentage of total number of shares {i.e., Grand Total (A)+(B)+(C) indicated in Statement at para (I)(a) above} | Promoter / Promoter Group / Public |
| 1 | NIL | 0 | 0.00 | |
| TOTAL | | 0 | 0.00 | |



(II)(a) Statement showing details of Depository Receipts (DRs)

| Sr. No. | Type of outstanding DR (ADRs, GDRs, SDRs, etc.) | Number of outstanding DRs | Number of shares underlying outstanding DRs | Shares underlying outstanding DRs as a percentage of total number of shares {i.e., Grand Total (A)+(B)+(C) indicated in Statement at para (I)(a) above} |
|--------------|--|------------------------------|--|--|
| 1 | Nil | 0 | 0 | 0.00 |
| | | | | |
| | | | | |
| TOTAL | | 0 | 0 | 0.00 |



(II)(b) Statement showing holding of Depository Receipts (DRs), where underlying shares held by "promoter/promoter group" are in excess of 1% of the total number of shares

| Sr. No. | Name of the DR Holder | Type of outstanding DR (ADRs, GDRs, SDRs, etc.) | Number of shares underlying outstanding DRs | Shares underlying outstanding DRs as a percentage of total number of shares {i.e., Grand Total (A)+(B)+(C) indicated in Statement at para (I)(a) above} |
|--------------|-----------------------|---|---|---|
| 1 | NIL | 0 | 0 | 0.00 |
| | | | | |
| | | | | |
| TOTAL | | | 0 | 0.00 |

