

INTELLIVATE CAPITAL ADVISORS LIMITED

CIN-L67190MH2011PLC214318

Registered Office: 66/1, Hansa Villa, Opp. Indian Gymkhana, Bhaudaji Cross Road, Matunga (CR),
Mumbai, PIN 400 019,

Office No. – (022) 2403 4235 Fax: 2403 1691

O/c

Date: 13th July, 2015

To,
The Manager
Department of Corporate Services
Bombay Stock Exchange Limited
Mumbai

Scrip Code: 534732

Sub: Submission of Quarterly Reports- Q-1 June, 2015


Dear Sir,

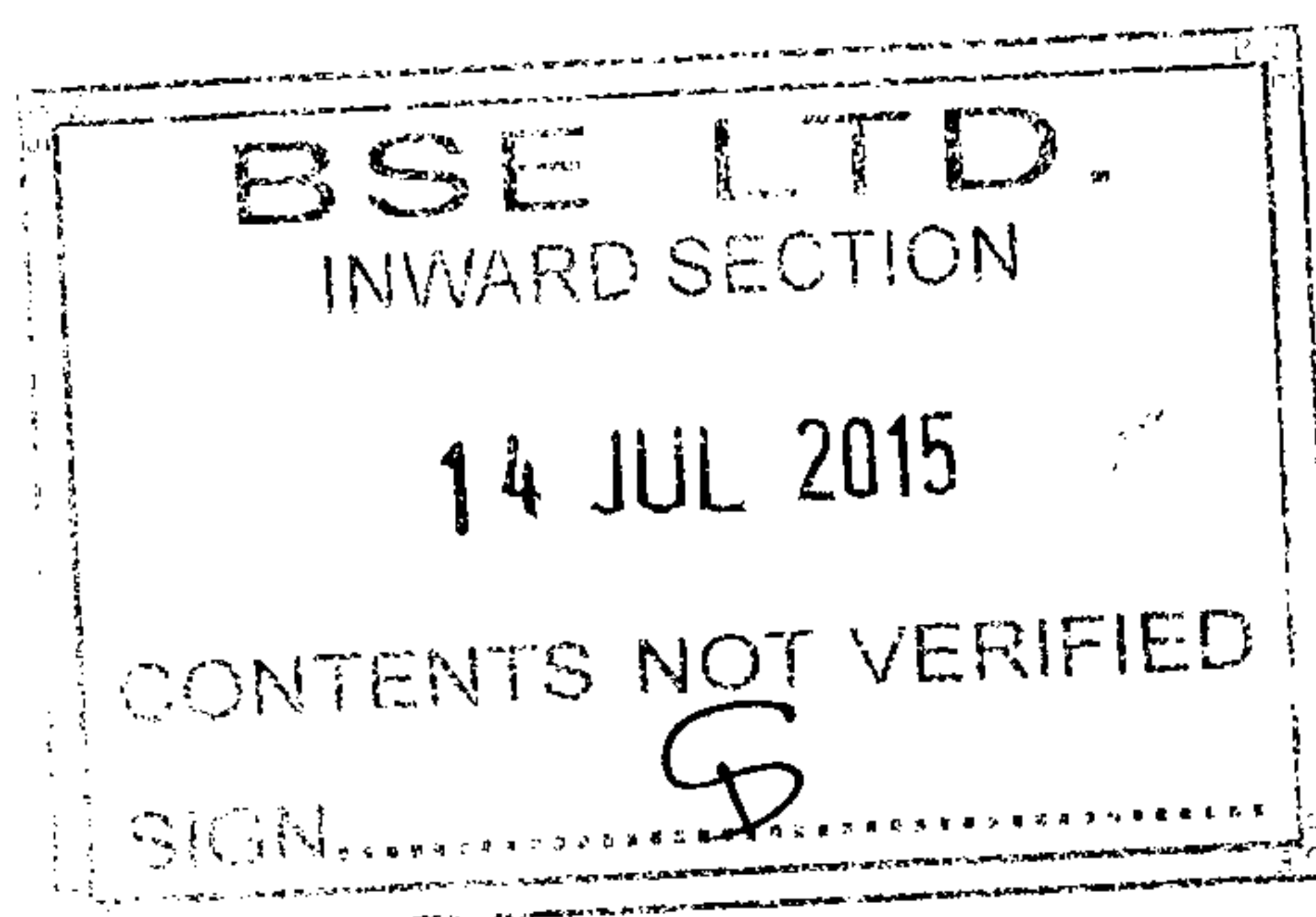
Please find enclosed following quarterly reports for quarter ended on 30th June 2015:

- 1) Shareholding pattern under Clause 35 of the Listing Agreement.
- 2) Corporate Governance Report as per Clause 49 of the Listing Agreement.

The above is for information & record.

For Intellivate Capital Advisors Limited



Venkateswarã Suram Rao
Director
(03138031)



Introductory sub-table (I)(a)


Name of the Company INTELLIVATE CAPITAL ADVISORS LIMITED			
Scrip Code, Name of the scrip, class of security: 534732, INTELLADV, Equity			
Quarter ended: 30th June, 2015			
	As a % of total no. of partly paid-up shares	As a % of total no. of shares of the company	
Partly paid-up shares:-			
Held by promoter/promoter group	-	-	
Held by public	-	-	
Total - D	-	-	
Outstanding convertible securities:-			
	As a % of total no. of outstanding convertible securities	As a % of total no. of shares of the company, assuming full conversion of the convertible securities	
Held by promoter/promoter group	-	-	
Held by public	-	-	
Total - E	-	-	
Warrants:-			
	As a % of total no. of warrants	As a % of total no. of shares of the company, assuming full conversion of warrants	
Held by promoter/promoter group	-	-	
Held by public	-	-	
Total - F	-	-	
Total paid-up capital of the company, assuming full conversion of warrants and convertible securities			


31054810



Statement Showing Shareholding Pattern

		Table (I)(a)					Total shareholding as a percentage of total number of shares			Shares Pledged or otherwise encumbered	
Category code	Category of Shareholder	Number of Shareholders	Total number of shares	Number of shares held in dematerialized form	As a percentage of (A+B) I (VI)	As a percentage of (A+B+C) (VII)	Number of shares (VIII)	As a percentage (IX) = (VIII)/(IV)*100			
(I)	(II)	(III)	(IV)	(V)							
(A)	Shareholding of Promoter and Indian										
(a)	Individuals/ Hindu Undivided Family	-	-	-	-	-	-	-	-	-	-
(b)	Central Government/ State Government(s)	-	-	-	-	-	-	-	-	-	-
(c)	Bodies Corporate	3	317,000	317,000	1.02	1.02	-	-	-	-	-
(d)	Financial Institutions/ Banks	-	-	-	-	-	-	-	-	-	-
(e)	Any Others(Specify)	-	-	-	-	-	-	-	-	-	-
(e-i)	Directors	2	18,667,350	18,667,350	60.11	60.11	-	-	-	-	-
(e-ii)	Director Relatives	3	516,500	516,500	1.66	1.66	-	-	-	-	-
(e-iii)	Person Acting in Concern	1	1,477,300	1,477,300	4.76	4.76	-	-	-	-	-
	Sub Total(A)(1)	9	20,978,150	20,978,150	67.55	67.55	-	-	-	-	-
2	Foreign										
a	Individuals (Non-Residents Individuals/ Foreign Individuals)	-	-	-	-	-	-	-	-	-	-
b	Bodies Corporate	-	-	-	-	-	-	-	-	-	-
c	Institutions	-	-	-	-	-	-	-	-	-	-
d	Qualified Foreign Investor	-	-	-	-	-	-	-	-	-	-
e	Any Others(Specify)	-	-	-	-	-	-	-	-	-	-
	Sub Total(A)(2)	-	-	-	-	-	-	-	-	-	-
	Total Shareholding of Promoter and Public shareholding	9	20,978,150	20,978,150	67.55	67.55	-	-	-	-	-
(B)	Public shareholding										
1	Institutions										





(a)	Mutual Funds/ UTI	-	-	-	-	-	-	-	-
(b)	Financial Institutions / Banks	-	-	-	-	-	-	-	-
(c)	Central Government/ State Government(s)	-	-	-	-	-	-	-	-
(d)	Venture Capital Funds	-	-	-	-	-	-	-	-
(e)	Insurance Companies	-	-	-	-	-	-	-	-
(f)	Foreign Institutional Investors	-	-	-	-	-	-	-	-
(g)	Foreign Venture Capital Investors	-	-	-	-	-	-	-	-
(h)	Qualified Foreign Investor	-	-	-	-	-	-	-	-
(i)	Any Other (specify)	-	-	-	-	-	-	-	-
	Sub-Total (B)(1)	-	-	-	-	-	-	-	-
B 2	Non-institutions								
(a)	Bodies Corporate	9	7,581,315	7,580,795	24.41	24.41	24.41	24.41	24.41
(b)	Individuals	-	-	-	-	-	-	-	-
	Individuals -i. Individual shareholders holding nominal share capital up to Rs 1 lakh	79	322,154	232,964	1.04	1.04	1.04	1.04	1.04
II	ii. Individual shareholders holding nominal share capital in excess of Rs. 1 lakh.	6	1,271,110	1,271,110	4.09	4.09	4.09	4.09	4.09
(c)	Qualified Foreign Investor	-	-	-	-	-	-	-	-
(d)	Any Other (specify)	-	-	-	-	-	-	-	-
(d-i)	NRI (Repat & Non Repat)	-	-	-	-	-	-	-	-
(d-ii)	OCB's	-	-	-	-	-	-	-	-
(d-iii)	Trust	-	-	-	-	-	-	-	-
(d-iv)	Hindu Undivided Family	13	902,081	902,081	2.90	2.90	2.90	2.90	2.90
(d-v)	Employee	-	-	-	-	-	-	-	-
(d-vi)	Clearing Members	-	-	-	-	-	-	-	-
	Sub-Total (B)(2)	107	10,076,660	9,986,950	32.45	32.45	32.45	32.45	32.45
(B)	Total Public Shareholding (B)= (B)(1)+(B)(2)	107	10,076,660	9,986,950	32.45	32.45	32.45	32.45	32.45
	TOTAL (A)+(B)	116	31,054,810	30,965,100	100.00	100.00	100.00	100.00	100.00
(C)	Shares held by Custodians and against which Depository Receipts have been issued								
1	Promoter and Promoter Group	-	-	-	-	-	-	-	-
2	Public	-	-	-	-	-	-	-	-
	Sub-Total (C)	-	-	-	-	-	-	-	-
	GRAND TOTAL (A)+(B)+(C)	116	31,054,810	30,965,100	100.00	100.00	100.00	100.00	100.00

Sr.No	Notes
1	
2	
3	
4	
5	
6	
7	
8	
9	



[Handwritten signature]

(I)(b) Statement showing holding of securities (including shares, warrants, convertible securities) of persons belonging to the category "Promoter and Promoter Group"

Sr.	Name of the shareholder	Details of Shares held		Encumbered shares (*)			Details of warrants		Details of convertible securities		Total shares (including underlying shares assuming full conversion of warrants and convertible securities) as a % of diluted share capital
		Number of shares held	As a % of grand total (A) + (B) + (C)	No.	As a percentage	As a % of grand total (A)+(B)+(C) of sub-clause (I)(a)	Number of warrants held	As a % total number of warrants of the same class	Number of convertible securities held	As a % total number of convertible securities of the same class	
No.	(I)	(III)	(IV)	(V)	(VI) = (V)/(III)*100	(VII)	(VIII)	(IX)	(X)	(XI)	(XII)
1	VIPUL JAYANTILAL MODI	10,191,800	32.82		-						
2	LEENA VIPUL MODI	8,475,550	27.29		-						
3	VIPUL JAYANTILAL MODI (HUF)	1,477,300	4.76		-						
4	CHANDRAKANTA JAYANTILAL MODI	304,500	0.98		-						
5	JIMEET DEVELOPERS PRIVATE LIMITED	106,000	0.34		-						
6	ROCK BUILDERS AND DEVELOPERS PRIVATE	106,000	0.34		-						
7	MILONI VIPUL MODI	106,000	0.34		-						
8	JIMEET VIPUL MODI	106,000	0.34		-						
9	JINAL FIN-VEST PRIVATE LIMITED	105,000	0.34		-						
	TOTAL	20,978,150	67.55	0	-						

(*) The term "encumbrance" has the same meaning as assigned to it in regulation 28(3) of the SAST Regulations, 2011



(I)(c)(i) Statement showing holding of securities (including shares, warrants, convertible securities) of persons belonging to the category "Public" and holding more than 1% of the total number of shares

Sr. No.	Name of the shareholder	Number of shares held	Shares as a percentage of total number of shares {i.e., Grand Total (A)+(B)+(C) indicated in Statement at para (I)(a) above}	Details of warrants		Details of convertible securities		Total shares (including underlying shares assuming full conversion of warrants and convertible securities) as a % of diluted share capital
				Number of warrants held	As a % total number of warrants of the same class	Number of convertible securities held	% w.r.t total number of convertible securities of the same class	
1	INDUS EQUICAP CONSULTANCY PRIVATE L	6,114,725	19.69	-	-	-	-	
2	SUNIL OPTICS PRIVATE LIMITED	1,465,380	4.72	-	-	-	-	
3	JAYSHRI PRAKASH SHAH	401,100	1.29	-	-	-	-	
	TOTAL	7,981,205	25.70	-	-	-	-	-



(D)(c)(ii) Statement showing holding of securities (including shares, warrants, convertible securities) of persons (together with PAC) belonging to the category "Public" and holding more than 5% of the total number of shares of the company

Sr. No.	Name(s) of the shareholder(s) and the Persons Acting in Concert (PAC) with them	Number of shares	Shares as a percentage of total number of shares {i.e., Grand Total (A)+(B)+(C) indicated in Statement at para (I)(a) above}	Details of warrants		Details of convertible securities		Total shares (including underlying shares assuming full conversion of warrants and convertible securities) as a % of diluted share capital
				Number of warrants	As a % total number of warrants of the same class	Number of convertible securities held	% w.r.t total number of convertible securities of the same class	
1	INDUS EQUICAP CONSULTANCY PRIVATE LTD	6,114,725	19.69	-	-	-	-	-
TOTAL		6,114,725	19.69	-	-	-	-	-




<u>Statement showing details of locked-in shares</u>				
(I)(d)	Name of the shareholder	Number of locked-in shares	Locked-in shares as a percentage of total number of shares {i.e., Grand Total (A)+(B)+(C) indicated in Statement at para (I)(a) above}	Promoter / Promoter Group / Public
1	NIL	-	-	
TOTAL		-	-	



(II)(a) Statement showing details of Depository Receipts (DRs)

Sr. No.	Type of outstanding DR (ADRs, GDRs, SDRs, etc.)	Number of outstanding DRs	Number of shares underlying outstanding DRs	Shares underlying outstanding DRs as a percentage of total number of shares {i.e., Grand Total (A)+(B)+(C) indicated in Statement at para (I)(a) above}
1	Nil	-	-	-
TOTAL		-	-	-



(II)(b) Statement showing holding of Depository Receipts (DRs), where underlying shares held by "promoter/promoter group" are in excess of 1% of the total number of shares

Sr. No.	Name of the DR Holder	Type of outstanding DR (ADRs, GDRs, SDRs, etc.)	Number of shares underlying outstanding DRs	Shares underlying outstanding DRs as a percentage of total number of shares {i.e., Grand Total (A)+(B)+(C) indicated in Statement at para (I)(a) above}
1	NIL	-	-	-
	TOTAL		-	-

